







Set-02 (1-3)

A.D. SINGH
 Member B.P.C.

DINESH KUMAR
 SD (P.O.)

This is a "PROVISIONAL APPROVED BUILDING PLAN" only for purpose of starting application for building plan.

Architect (H.O.)
 Directorate of Town and Country Planning,
 Bangalore, Chaidahangh

BASEMENT -3 DOOR SCHEDULE

S.NO.	TYPE	SIZE (IN MM)	LINTEL
		W H	
1	GL1	2400 2100	3000
2	GL2	1200 2100	3000
3	FD1	1200 2400	2100
4	FD2	2000 2100	2100

TOTAL BASEMENT - 3 AREA

NET AREA FOR PARKING	7901.899
PERM. PARKING 6932.06/32	6932.060
PROVIDED PARKING	216.63
TOTAL BUILTUP AREA = FAR + NON FAR	46226.51 SQ.M.T.

PARKING AREA STATEMENT

PARKING REQUIREMENT (IECS FOR 60 SQ.M.) = (23291.74/60)	= 465.525
PROPOSED SURFACE PARKING	= 466
PROPOSED CAR PARKING at BASEMENT -1	= 19
	= 144

LEGEND

1.	300MM WIDE SAUCER DRAIN MINIMUM 25 MM & MAXIMUM 50 MM	DRAIN -1
2.	300MM WIDE DRAIN WITH GRATING STARTING DEPTH 150mm(SLOPE 1:300)	DRAIN -2
3.	450MM WIDE DRAIN WITH GRATING STARTING DEPTH 200mm(SLOPE 1:350)	DRAIN -3

SCHEDULE OF PIPES

PIPE NO.	DESCRIPTION	DIA(mm)
D	BASEMENT DRAINAGE PIPE	100
D1	BASEMENT DRAINAGE PIPE	150

DETAIL OF CUTOUTS (CT.)

CT-1	CUT OUT 200x200 IN FLOOR FOR FLOOR DRAIN / PIPE
CT-2	CUT OUT 300x300 IN FLOOR FOR DRAIN PIPE
CT-3	CUT OUT 200x200 IN FLOOR FOR WC OUTLET AND FLOOR TRAP

SCHEDULE OF PIPES

PIPE NO.	DESCRIPTION	DIA(mm)
D	BASEMENT DRAINAGE PIPE	100
D1	BASEMENT DRAINAGE PIPE	150

Checked and found ok for Public Health
 for following details:
 9.3.17/4
 8/19/19

NOTES:
 1. THE BUILDING IS TO BE CONSTRUCTED AS PER THE APPROVED ARCHITECTURAL DRAWINGS.
 2. ALL THE WORKS TO BE DONE AS PER THE APPROVED ARCHITECTURAL DRAWINGS.
 3. ALL THE WORKS TO BE DONE AS PER THE APPROVED ARCHITECTURAL DRAWINGS.
 4. ALL THE WORKS TO BE DONE AS PER THE APPROVED ARCHITECTURAL DRAWINGS.
 5. ALL THE WORKS TO BE DONE AS PER THE APPROVED ARCHITECTURAL DRAWINGS.
 6. ALL THE WORKS TO BE DONE AS PER THE APPROVED ARCHITECTURAL DRAWINGS.
 7. ALL THE WORKS TO BE DONE AS PER THE APPROVED ARCHITECTURAL DRAWINGS.
 8. ALL THE WORKS TO BE DONE AS PER THE APPROVED ARCHITECTURAL DRAWINGS.
 9. ALL THE WORKS TO BE DONE AS PER THE APPROVED ARCHITECTURAL DRAWINGS.
 10. ALL THE WORKS TO BE DONE AS PER THE APPROVED ARCHITECTURAL DRAWINGS.

PRINCIPAL ARCHITECT:
ACPL
 ACPL Design Ltd
 www.acpldesign.com
 PROJECT:
 REVISED BUILDING PLAN OF COMMERCIAL COLONY ON THE LAND MEASURING 3.24722 Acres (LICENSE NO. 56 OF 2012 DATED 06-06-2012) IN R.E. DISTT. -GURGAON MANESAR URBAN COMPLEX -GURGAON DISTRICT IN COLLABORATION WITH SPAZE TOWERS PVT. LTD.

For Spaze Towers Pvt. Ltd.
 Authorized Signatory
 ARCHITECT'S SIGNATURE
 ARCHITECT'S SIGNATURE
 DRAWING TITLE: THIRD BASEMENT LEVEL
 DRAWING NO. S-02
 SCALE - 1:200

BASEMENT-3

